

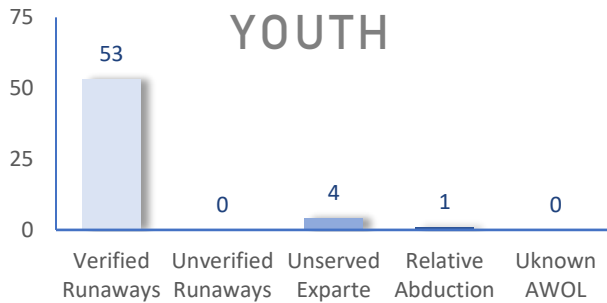
The following statistics show the status and demographics of absent Kansas foster youth and track DCF's successful recovery efforts.

## RECOVERED YOUTH

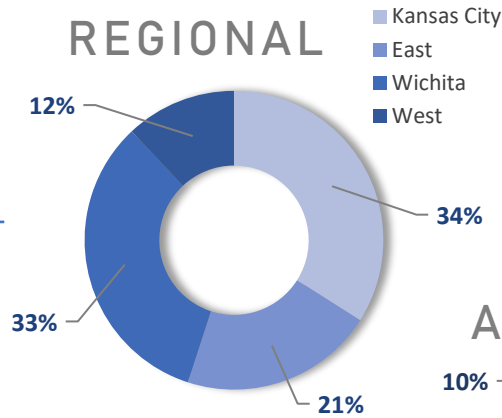


\*A youth may be recovered more than once per month.

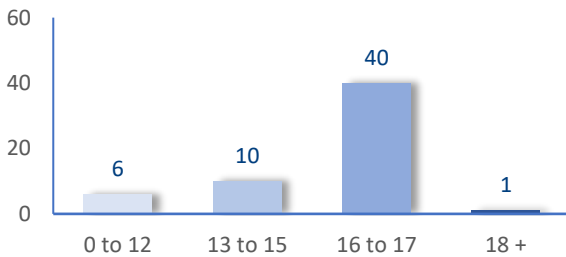
## CURRENT AWOL YOUTH



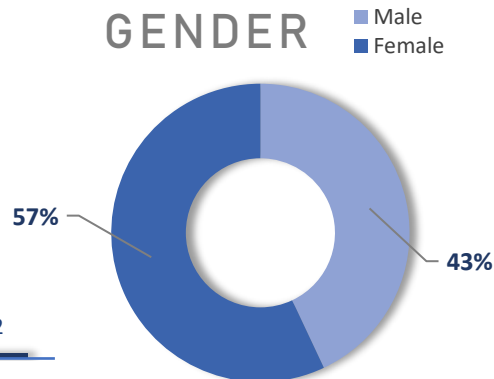
## REGIONAL



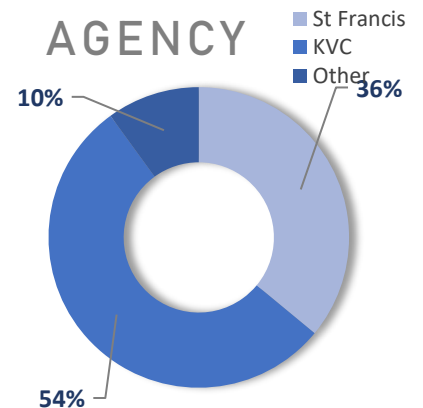
## AGE



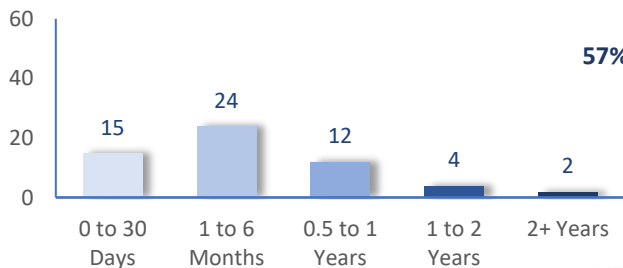
## GENDER



## AGENCY



## TIME



## DAILY AWOL YOUTH

# 2019

APRIL		MAY		June		July	
DATE	# AWOL	DATE	# AWOL	DATE	# AWOL	DATE	# AWOL
1	77	1	94	3	82	1	60
2	80	2	95	4	80	2	59
3	81	3	93	5	80	3	60
4	88	6	91	6	84	5	59
5	85	7	95	7	84	8	58
8	83	8	95	10	83	9	56
9	83	9	97	11	82	10	59
10	83	10	96	12	78	11	61
11	87	13	96	13	76	12	62
12	88	14	94	14	77	15	60
15	87	15	95	17	74	16	59
16	89	16	94	18	71	17	60
17	93	17	92	19	70	18	58
18	94	20	91	20	67	19	58
19	94	21	91	21	67	22	
22	95	22	91	24	66	23	
23	97	23	91	25	65	24	
24	95	24	91	26	65	25	
25	94	28	92	27	64	26	
26	93	29	83	28	60	29	
29	94	30	84	30		30	
30		31	83			31	